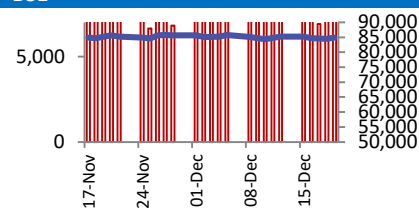
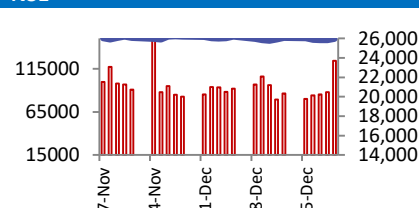


## BSE



Open	85690
High	85705
Low	85343
Close	85525
Change	-43
Volume (Lacs)	6427
Turnover (Rs.inCr)	9275

## NSE



Open	26205
High	26234
Low	26119
Close	26177
Change	5
Volume(Lacs)	46622
Turnover(Rs.in Cr)	89156

World Markets	Current	Previous	Pt. Chg	Var(%)
Dow	48442	48363	80	0.16%
Dow Futures	48728	48762	(34)	-0.07%
Nasdaq	23562	23429	133	0.57%
FTSE	9889	9866	23	0.24%
Nikkei	50481	50413	69	0.14%
Hang Seng	25874	25774	100	0.39%
Gift Nifty	26230	26203	27	0.10%
Straits Singapore	4633	4639	(6)	-0.13%
South Korea	4124	4117	7	0.17%
Taiwan	28310	28150	161	0.57%
Shanghai	3920	3920	0	0.00%

Commodity Prices	Current	Previous	Pt. Chg	Var(%)
Copper (\$/MT)	12061	11925	136	1.1%
Alumin (\$/MT)	2939	2942	(3)	-0.1%
Zinc (\$/MT)	3094	3085	9	0.3%
Brent Crude (\$/bbl)	62	62	0	0.1%
Gold (\$/Ounce)	4511	4484	27	0.6%
Silver (\$/Ounce)	72	71	1	1.4%
Light Crude (\$/bbl)	58	58	0	0.1%
N G (\$/mmbtu)	4	4	0	1.7%
Sugar (\$/MT)	432	426	6	1.3%
Rubber (Rs./kg)	183	183	0	0.0%
Baltic Dry Index	1889	1979	(90)	-4.5%

Currency Exchange Rate	Current	Previous	Var(%)
Rs./ \$ rate	89.66	89.65	0.01%
Rs./ Euro	105.75	105.16	0.57%
Rs./Chinese Yuan	12.76	12.76	0.04%
Yen / \$ rate	155.71	156.23	-0.33%
\$ US/Euro	1.18	1.18	0.05%

Dollar Index	Current	Previous	Var(%)
Dollar Index	97.80	97.94	-0.14%

Support/ Resistance Levels for Today		
	Nifty	Bank Nifty Fut
Support 1	26120	59250
Support 2	26040	59100
Resistance	26270	59600

Securities in Ban For Trade	
SAMMAANCAP	

## Market Review

**US:** Wall Street stocks hit fresh record highs in a subdued session as traders digested a slew of economic reports amid slowing activity ahead of the Christmas holiday.

**Asia:** Asian equities opened higher, following a record-setting rally on Wall Street after data revealed the U.S. economy expanded at its fastest rate in two years.

**India:** Indian equities closed largely flat after a choppy session on Tuesday, with losses in IT stocks offset by strength in select PSU, cement and mid-cap names. Coal India extended its winning streak, while Coforge slid sharply on fund-raise concerns. **Market is expected to open on a flattish note and likely to witness range bound move during the day.**

**Global economy:** The American Petroleum Institute (API) announced a significant increase in the weekly crude stock, indicating a shift in US petroleum demand. The actual inventory levels of US crude oil, gasoline and distillates stocks rose to 2.4 mn barrels, a stark contrast to the forecasted decrease. The data had anticipated a further decline in line with the previous week's reduction of 9.3 mn barrels.

A federal judge said the Trump administration can move ahead with a \$100,000 fee on new H-1B visa applications, providing a setback for US technology companies that rely on hiring skilled foreign workers. US District Judge Beryl Howell said in a ruling Tuesday that President Donald Trump's move to radically increase the cost of the popular visa is lawful.

Bank of Japan policymakers debated the need to continue raising interest rates to levels deemed neutral to the economy with some arguing doing so would help achieve long-term, stable growth, minutes of their October meeting. A few in the nine-member board also said recent yen declines could lead to an overshoot in inflation by pushing up import costs, the minutes showed.

**Commodities:** Oil prices saw modest gains, buoyed by strong U.S. economic growth and potential supply disruptions from Venezuela and Russia. Robust consumer spending fueled a faster-than-expected GDP increase in the third quarter.

Gold prices have crossed the \$4,500 an-ounce mark for the first time. Silver and platinum have also reached record highs. This surge is fueled by investor demand for safe assets and anticipation of more U.S. interest rate reductions next year. The U.S. dollar's decline further supports these precious metals.

**Currency:** The US Dollar Index (DXY) struggles to find demand on Tuesday, even after strong United States GDP data. The DXY is now trading near the 98.00 price region after nearing three-month lows in the Asian trading hours.

### FII Derivative Transactions (Rs. Cr)

Contracts	Purchase		Sell		Net	Open Interest (OI)		OI (Previous day)		Change	
	Contract	Value	Contract	Value	Value	Contract	Value	Contract	Value	Contract	Value
Index Future	19510	3758	8567	1660	2098	179620	34799	187373	36437	(7753)	(1638)
Index Option	10867920	2131935	10894332	2137142	(5207)	1775847	343200	2503177	487121	(727330)	(143921)
Stock Future	848082	58767	818768	56920	1847	6059775	413771	6042509	412236	17266	1535
Stock Option	645795	44978	624057	43635	1343	613680	42711	615932	42918	(2252)	(207)
<b>Total</b>	<b>12381307</b>	<b>2239438</b>	<b>12345724</b>	<b>2239357</b>	<b>81</b>	<b>8628922</b>	<b>834481</b>	<b>9348991</b>	<b>978712</b>	<b>(720069)</b>	<b>(144231)</b>

FII All Activity-BBG (Rs Cr)		Buy	Sell	Net
16-Dec-25		11580	13005	(1425)
17-Dec-25		13592	11934	1658
18-Dec-25		14176	11352	2824
19-Dec-25		28276	26109	2167
22-Dec-25		10901	10713	188
<b>Month to date- Dec</b>		<b>217241</b>	<b>225582</b>	<b>(8340)</b>
FII (Prov.) (Rs Cr)		Buy	Sell	Net
17-Dec-25		12802	11630	1172
18-Dec-25		11442	10847	596
19-Dec-25		27448	25617	1831
22-Dec-25		10714	11171	(457)
23-Dec-25		7035	8830	(1795)
<b>Month to date-Dec</b>		<b>203140</b>	<b>225249</b>	<b>(22110)</b>
DII (Prov.) (Rs. Cr)		Buy	Sell	Net
17-Dec-25		10753	9984	769
18-Dec-25		12376	9675	2700
19-Dec-25		23098	17375	5723
22-Dec-25		15296	11238	4058
23-Dec-25		11906	8094	3812
<b>Month to date-Dec</b>		<b>255626</b>	<b>195723</b>	<b>59903</b>
FII Debt - BBG (Rs. Cr)		Buy	Sell	Net
16-Dec-25		4579	3781	798
17-Dec-25		1647	1966	(319)
18-Dec-25		1243	2427	(1184)
19-Dec-25		1807	1377	430
22-Dec-25		2417	3974	(1557)
<b>Month to date- Dec</b>		<b>32502</b>	<b>43792</b>	<b>(11290)</b>

Market Breadth	BSE		NSE	
	No.	%	No.	%
Advance	2292	52%	1934	57%
Decline	1892	43%	1381	40%
Unchanged	198	5%	106	3%

Market Turnover	23-Dec	22-Dec	Var (%)
BSE Cash	9275	9561	-3%
NSE Cash	89156	97458	-9%
NSE Futures	179758	134107	34%
NSE Options	50065667	17554234	185%
Total (Rs.Cr)	50343856	17795361	183%

Volatility Index	23-Dec	22-Dec
Volatility Index	9.38	9.68

Index PE - TTM	23-Dec	Yr. High	Yr. Low
Sensex	23.6	24.1	20.3
Nifty	22.8	23.0	19.6

### Corporate News

**GAIL signed an MoU with the Government of Chhattisgarh to develop Gas-based fertilizer project.** The company will undertake techno-economic studies for setting up urea manufacturing plant of 12.7 Lk MT. (NDTV)

**Supreme Petrochem clarifies that the reports of a temporary shutdown of the entire Amdoshi plant are incorrect,** as only the newly set-up mABS plant has been temporarily shut due to equipment malfunction, while the rest of the facility remains fully operational. (NDTV)

**SJS Enterprises signed technology license cum supply agreement with Hong Kong-based OE Varitronix** and also signed a pact for optical bonding and assembly of Automotive display systems in India. (NDTV)

**Belrise Ind signed an exclusive teaming and strategic agreement with Israel-Based Plasan SASA** for tech and business cooperation for 3 years. The company and Plasan SASA to jointly pursue business opportunities in Defence sector. (NDTV)

### Economy

**India's recent trade agreements with New Zealand, Oman and the UK underscore the government's push** to conclude such pacts as the world's geoeconomic map gets redrawn, primarily driven by US President Donald Trump's tariff moves. New Delhi and Washington DC are also holding parleys over their long-awaited bilateral trade agreement. (ET)

**Electric car and two-wheeler buyers in Delhi may benefit from lower prices,** with the state government proposing to subsidise purchases of these eco-friendly vehicles in an effort to curb air pollution, people familiar with the matter said. (ET)

### International

**Global pharma giants Eli Lilly and Novo Nordisk are scrambling to cement their lead in India's booming obesity drug market** before cheaper generic versions hit shelves in March next year. Novo's strategy emphasizes price cuts and accelerated launches, while Lilly's products benefitted from hitting the market early. (Inv)

**U.S. F-35 fighter jets were available to fly only half the time in 2024 due to maintenance shortcomings by Lockheed Martin,** The availability of F-35 aircraft in 2024 was 50%, 17% below the minimum performance requirement, the Pentagon watchdog said. (Inv)

Top 5 Nifty Gainers	23-Dec	22-Dec	Var(%)
COALINDIA	400	386	3.7%
SHRIRAMFIN	958	935	2.5%
ULTRACEMCO	11678	11532	1.3%
ITC	407	403	1.2%
TMPV	363	359	1.1%
Top 5 Nifty Losers	23-Dec	22-Dec	Var(%)
INFY	1668	1690	-1.3%
BHARTIARTL	2123	2148	-1.2%
ADANIPTS	1494	1509	-1.0%
TECHM	1633	1647	-0.8%
ETERNAL	284	287	-0.8%

BSE Index Watch	Last	1 day	1 wk	1 mth	1 yr
SENSEX	85525	0.0%	1.0%	0.7%	9.0%
MIDCAP	46979	0.1%	1.7%	1.0%	1.4%
SMLCAP	51567	0.4%	1.6%	0.0%	-6.3%
AUTO	61971	0.0%	1.2%	1.4%	20.7%
BANKEK	66233	-0.1%	0.3%	0.3%	13.8%
Capital Goods	67644	0.0%	1.5%	-1.2%	-1.3%
FMCG	20310	0.5%	0.9%	0.3%	-1.6%
Health Care	44168	-0.2%	1.0%	-0.1%	0.2%
IT	37923	-0.7%	3.1%	5.3%	-12.8%
METAL	35486	0.5%	2.4%	6.9%	19.9%
Oil & Gas	28171	0.1%	1.1%	-0.6%	8.2%
Power	6515	0.4%	0.7%	-0.9%	-7.1%
Realty	6856	-0.2%	1.0%	-0.4%	-17.9%

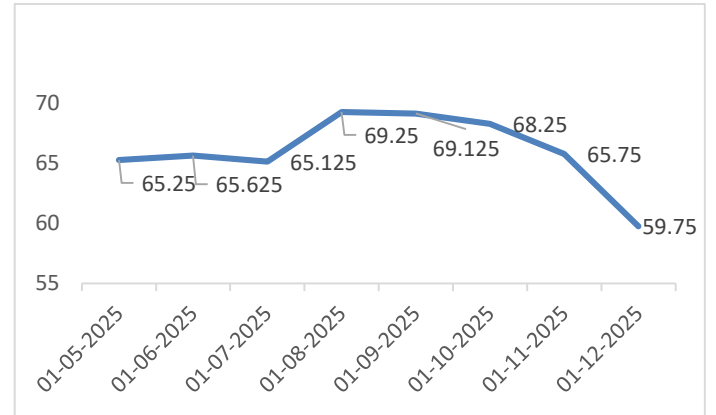
Margin Trading Disclosure (Rs. In Cr)	Last	1 day	1 wk	1 mth	3 mth
Op. Scripwise Outstanding	111154	-1%	0%	-1%	16%
Fresh Exposure	3528	50%	36%	7%	-55%
Exposure liquidated	3802	17%	58%	52%	-41%
Closing Net scripwise outstanding	110880	0%	0%	-2%	14%

NSE USD Futures	23-Dec	22-Dec	Var (%)
Dec Expiry (Rs./\$)	89.13	89.13	0.0%
Jan Expiry (Rs./\$)	89.65	89.75	-0.1%
Total Turnover (Rs. Crore)	4114	3872	6%

Sectors	TTM PE
Auto	32.31
Auto Ancillary	43.15
Banking	14.9
Engineering	36.95
Cement	64.04
Diamonds & Jewellery	41.8
Housing Finance	23.58
Infrastructure & Const	28.29
Metals-Aluminium	27.23
Metal - Steel	17.41
Oil Expl.	9.08
Pharma	10.78
Power - Gen. Supp.	39.79
Information Tech.	28.97
Sugar	17.41
Telecom Serv. Prov.	39.26
Tyres	35.29

## PVC Price(Rs./MT)

(Source:NBRR)



10 year G-Sec Yield	Current	Previous	Change
US	4.16%	4.16%	(1) bps
Japan	2.04%	2.03%	0 bps
India	6.63%	6.67%	(4) bps
UK	4.51%	4.54%	(3) bps
Libor 3 Mths	4.85%	4.85%	(0) bps

Indian Eco Data	Current	Previous	Var(%)
Forex Reserve (US\$ in bn)	602	689	-12.6%
Inflation - WPI	-0.32%	-1.21%	89 bps
Inflation - CPI	0.71%	0.25%	46 bps

India GDP	Q3FY25	Q2FY25	Var (%)
Growth	8.23%	7.81%	42 bps

Monetary Policy	Current	Previous	Change
Repo Rate	5.25%	5.50%	(25) bps
Reverse Repo Rate	3.35%	3.35%	0 bps
CRR	3.00%	3.75%	(75) bps
O/S Banking System Liquidity (Rs bn)	-727	-97	(630.5)

IIP Growth %	Oct-25	Oct-24	Apr-Oct
IIP	0.4	3.7	3.4
Capital Goods	2.4	2.9	4.8
Mining	1.8	4.4	4.3
Manufacturing	-6.9	2.0	1.0
Electricity	-1.8	0.9	-0.7

### ADR Price Movement

Company	Price (US\$)	Volume	Previous Day Price	Volume	Variance (%)	No. of Share Per ADR	ADR Price (Rs.)	BSE Price	Variance (%)
Infosys Tech	18.57	13292134	19.16	23938801	-3.08%	1	1664.99	1668.30	-0.2%
Wipro	2.97	4933930	3.02	6870725	-1.66%	1	266.29	271.40	-1.9%
Dr.Reddy's	14.23	1000892	14.27	884365	-0.28%	1	1275.86	1283.50	-0.6%
ICICI Bank	30.15	4885115	29.99	5268697	0.53%	2	1351.62	1363.00	-0.8%
HDFC Bank	36.28	2471791	36.29	3060164	-0.03%	3	1084.29	996.60	8.8%

### GDR's (US\$)

	Prices	Prev. Close	Change	Var %
L&T	45.10	45.05	0.1	0.1%
RIL	70.30	70.60	(0.3)	-0.4%
SBI	109.20	109.00	0.2	0.2%

US Economy Data	Current	Previous
Inflation (%) (YoY)	2.70%	3.00%
Unemployment (%)	4.60%	4.40%

Interest Rate (%)	Current	Previous
Fed Rate	3.75%	4.00%

US GDP	Q2CY25	Q1CY25
Growth (QoQ Annualized)	4.30%	3.80%

China Economy Data	Current	Previous
GDP	4.80%	5.20%
Inflation – CPI (%)	0.70%	0.20%

### Economic Calendar

	Date
Indian GDP Data	27 Feb
Indian Inflation Data CPI	12 Jan
Indian Inflation Data WPI	14 Jan
Indian Monetary Policy	27 Feb
India's Industrial Production (IIP)	28 Dec
US Inflation Data	13 Jan
US GDP	To be announced
US Unemployment Data	09 Jan
US Fed Rate	29 Jan
China GDP	To be Announced
China Inflation Data	To be Announced

### Event Update

Name	Date	Purpose
Nectar Lifesciences Ltd.	24-Dec-2025	Buy Back of Shares
Nuvama Wealth Management Ltd.	26-Dec-2025	Stock Split from Rs.10/- to Rs.2/-
A-1 Ltd.	31-Dec-2025	Bonus issue
Antariksh Industries Ltd.	09-Jan-2026	Bonus issue
SKM Egg Products Export (India) Ltd.	12-Jan-2026	Stock Split from Rs.10/- to Rs. 5/-
Ajmera Realty & Infra India Ltd.	15-Jan-2026	Stock Split from Rs.10/- to Rs.2/-

## Bulk Deal As On 23/12/25

BSE					
Security Code	Security Name	Client Name	Deal	Quantity	Price
539773	ADVIKCA	FAIRPLAN DISTRIBUTORS PRIVATE LIMITED	B	5900000	1.35
539773	ADVIKCA	MOCKTAIL TRADING PRIVATE LIMITED	S	4000000	1.35
538465	AMARSEC	HEMALI AMIT PANDYA	S	16000	12.44
539289	AURUM	SHAH SANJIV DHIRESHBHAI	B	705000	178.04
512149	AVANCE	ALIA COMMOSALES LLP	B	12000000	1.47
539288	AVI	ARUN GUPTA	S	21184	18.61
532946	BANG	RIMPY MITTAL	S	90960	53.28
532946	BANG	RIMPY MITTAL	B	40960	52.41
521137	EUREKAI	GAURI NANDAN TRADERS	S	97465	8.16
521137	EUREKAI	GAURI NANDAN TRADERS	B	78114	8.31
521137	EUREKAI	PICADALLY TRADE & HOLDINGS PRIVATE LIMITED	B	90450	7.95
544626	EXATO	DEVI TRADERS LLP	S	111000	399.04
544626	EXATO	DEVI TRADERS LLP	B	111000	395.7
543520	GLHRL	POOJA KOCHAR	B	90000	21.5
543520	GLHRL	SUCHETA DHRUVKUMAR JANI	S	200000	21.22
544656	HRS	RATHOD DIGVIJAYSINH RAJENDRASINH	S	156000	153.14
544656	HRS	RATHOD DIGVIJAYSINH RAJENDRASINH	B	156000	153.14
513361	INDIAHOMES	NAVRATAN MADANLAL BAGRECHA	B	2418000	12.4
513361	INDIAHOMES	THE VIKRAMPUR TEA & INDUSTRY COMPANY LIMITED	S	3443749	12.4
544160	JAYKAILASH	NEEL NARENDRABHAI PUJARA	S	44800	20.36
544524	JDCABLES	BONANZA PORTFOLIO LIMITED - BONANZA EDGE	B	192000	185.12
532397	KONNDOR	AMIT DHANISHANKER UPADHYAY	B	35079	18.01
532397	KONNDOR	POURNIMA JAYVANT NICHITE	S	40187	17.65
544625	LOGICIEL	MANGALSUDHA VINIMAY PRIVATE LIMITED	S	38400	83.32
544625	LOGICIEL	MANGALSUDHA VINIMAY PRIVATE LIMITED	B	38400	76.86
544625	LOGICIEL	RATAN LAL	S	31200	77.4
544625	LOGICIEL	RATAN LAL	B	91200	79.82
544625	LOGICIEL	SOHAM FINCARE INDIA LLP	S	46800	80.42
544625	LOGICIEL	SOHAM FINCARE INDIA LLP	B	42600	80.3
544625	LOGICIEL	VISTAAR TRADING SERVICE PRIVATE LIMITED	S	177600	83.18
544625	LOGICIEL	VISTAAR TRADING SERVICE PRIVATE LIMITED	B	169800	81.81
544625	LOGICIEL	X91 CAPITAL FUND	B	54000	85.83
544625	LOGICIEL	ZETA GLOBAL FUNDS (OEIC) PCC LIMITED - ZETA SERIES B FUND PC	S	45000	72.16
543613	MAFIA	ARVIND C PATEL	B	32000	9.13
541337	MILEFUR	MAHENDRA GIRDHARILAL WADHWANI	S	75000	27.79
541337	MILEFUR	SHARE INDIA SECURITIES LIMITED	B	66000	28.15
531512	ORIENTTR	GAURI NANDAN TRADERS	S	657632	20.54
531512	ORIENTTR	GAURI NANDAN TRADERS	B	689203	20.58
531512	ORIENTTR	JYOTI MUKESH NALAWADE	S	648125	20.56
531512	ORIENTTR	PICADALLY TRADE & HOLDINGS PRIVATE LIMITED	B	742300	20.58
543540	PGCRL	POOJA KOCHAR	B	30000	130.86
540703	PROCLB	NILESHBHAI HASMUKHBHAI VANANI (HUF)	B	26192	27.37
540703	PROCLB	PARESH AMRUTLAL TRIVEDI	S	74717	26.59
540703	PROCLB	SHAH JINESHKUMAR HIMATLAL HUF	B	34500	27.37
544336	QUADFUTURE	HRTI PRIVATE LIMITED	S	223075	352.84
544336	QUADFUTURE	HRTI PRIVATE LIMITED	B	201855	351.71
544336	QUADFUTURE	IRAGE BROKING SERVICES LLP	S	533474	357.01
544336	QUADFUTURE	IRAGE BROKING SERVICES LLP	B	367898	355.11
543248	RBA	AMANSA INVESTMENTS LIMITED	S	6632506	64.1
543285	RCAN	NIDHI ANKITBHAI SHAH	S	61600	21.25
505515	SHYMINV	NATIONAL STOCK EXCHANGE OF INDIA LIMITED	S	109934	10.15
541890	SPACEINCUBA	VIVEK KANDA	S	2000000	0.4
544659	STANBIK	BHUPENDRA CHAKRADRA	S	80000	33
539117	SUJALA	DIMPLE P SHETH	S	30000	69

533056	VEDAVAAG	JIGNEY BHACHECH (HUF)	B	133047	32.53
531396	WOMENNET	NATIONAL STOCK EXCHANGE OF INDIA LIMITED	S	44714	7.9

NSE					
Security Code	Security Name	Client Name	Deal	Quantity	Price
AURIGROW	Auri Grow India Limited	DHAVAL SHANKARBHAI RABARI	SELL	8000000	0.99
AURIGROW	Auri Grow India Limited	POOJA PRAGNESH DAVE	SELL	14798610	0.99
BELRISE	Belrise Industries Ltd	BLACKROCK EMERGING MARKETS FUND INC	BUY	7050948	153.7
BELRISE	Belrise Industries Ltd	BLACKROCK GLOBAL INVESTMENT SERIES GLOBAL EQUITY INCOME	BUY	7050948	153.7
BELRISE	Belrise Industries Ltd	SBI MUTUAL FUND	BUY	51292092	153.7
BELRISE	Belrise Industries Ltd	SBI MUTUAL FUND	BUY	51292092	153.7
BELRISE	Belrise Industries Ltd	SUMEDH TOOLS PRIVATE LIMITED	SELL	58343040	153.7
BELRISE	Belrise Industries Ltd	SUMEDH TOOLS PRIVATE LIMITED	SELL	58343040	153.7
CAPINVIT	Capital Infra Trust	NEO TREASURY PLUS FUND	SELL	3460000	73.05
CAPINVIT	Capital Infra Trust	NEO TREASURY PLUS FUND	SELL	3460000	73.05
CAPINVIT	Capital Infra Trust	PICO CAPITAL PRIVATE LIMITED	BUY	3460000	73.05
CAPINVIT	Capital Infra Trust	PICO CAPITAL PRIVATE LIMITED	BUY	3460000	73.05
CLASSICEIL	Classic Electrode (Ind) L	VORTON OPPORTUNITIES FUND	BUY	121600	78.63
FWSTC	Flywings Simulat T C Ltd	BALGOPAL COMMERCIAL LIMITED	BUY	73200	216.65
KSR	KSR Footwear Limited	SIDDHARTHA ROY BURMAN	BUY	100000	17.12
POKARNA	Pokarna Limited	S GUPTA FAMILY INVESTMENTS PVT LTD	SELL	177000	857.6
RBA	Restaurant Brand Asia Ltd	AMANSA INVESTMENTS LIMITED	SELL	7600000	64.29
OSWALSEEDS	ShreeOswal S and Che Ltd	JR SEAMLESS PRIVATE LIMITED	SELL	600000	18.4
SMCGLOBAL	SMC Global Securities Ltd	JAI AMBEY SHARE BROKING LTD	SELL	1863340	85.55
SMCGLOBAL	SMC Global Securities Ltd	MAHESH KUMAR	SELL	1922214	85.52
SMCGLOBAL	SMC Global Securities Ltd	S G S UDYOG PVT LTD	SELL	1968322	85.51
SMCGLOBAL	SMC Global Securities Ltd	URJATECH PRIVATE LIMITED	SELL	1609464	85.5
TBI	TBI Corn Limited	JINENDRA KUMAR JAIN	BUY	91200	84.27
TECHD	TechD Cybersecurity Ltd	DEVI TRADERS LLP	BUY	50400	607.73
TVTODAY	TV Today Network Limited	HDFC MUTUAL FUND	SELL	476053	134.41
TVTODAY	TV Today Network Limited	LIVING MEDIA INDIA LIMITED	BUY	450000	134.4
USHAFIN	Usha Financial Services L	YASHIKA CAPITAL FINVEST PRIVATE LIMITED	SELL	400000	36
WALCHANNAG	Walchandnagar Ind. Ltd	MULTIPLIER SHARE AND STOCK ADVISORS PVT LTD	BUY	500000	200.17

**Disclosure:**

Research Reports that are published by Nirmal Bang Securities Private Limited (hereinafter referred to as "NBSPL") are for private circulation only. NBSPL is a registered Research Analyst under SEBI (Research Analyst) Regulations, 2014 having Registration no. INH000001766. NBSPL is also a registered Stock Broker with National Stock Exchange of India Limited, BSE Limited, Metropolitan Stock Exchange of India Limited, Multi Commodity Exchange of India Limited and , National Commodity and Derivative Exchange Limited in Capital Market , Equity and Commodities derivatives segments and Currency Derivatives Segment .

NBSPL has other business divisions with independent research teams separated by Chinese walls, and therefore may, at times, have different or contrary views on stocks and markets.

NBSPL or its associates have not been debarred / suspended by SEBI or any other regulatory authority for accessing / dealing in securities Market since last 20 years. NBSPL, its associates or analyst or his relatives do not hold any financial interest (Except Investment) in the subject company. NBSPL or its associates or Analyst do not have any conflict or material conflict of interest at the time of publication of the research report with the subject company. NBSPL or its associates or Analyst or his relatives may or may not hold beneficial ownership of 1% or more in the subject company at the end of the month immediately preceding the date of publication of this research report.

NBSPL or its associates / analyst has not received any compensation / managed or co-managed public offering of securities of the company covered by Analyst during the past twelve months. NBSPL or its associates have not received any compensation or other benefits from the company covered by Analyst or third party in connection with the research report. Analyst has not served as an officer, director or employee of Subject Company. NBSPL / analyst has not been engaged in market making activity of the subject company.

**Analyst Certification:** The research analysts and authors of these reports, hereby certify that the views expressed in this research report accurately reflects my/our personal views about the subject securities, issuers, products, sectors or industries. It is also certified that no part of the compensation of the analyst(s) was, is, or will be directly or indirectly related to the inclusion of specific recommendations or views in this research. The analyst(s) principally responsible for the preparation of this research report and has taken reasonable care to achieve and maintain independence and objectivity in making any recommendations.

**Disclaimer:**

The Research Report is for the personal information of the authorized recipient and does not construe to be any investment, legal or taxation advice. NBSPL is not soliciting any action based upon it. Nothing in the research report shall be construed as a solicitation to buy or sell any security or product, or to engage in or refrain from engaging in any such transaction. In preparing the research report, we did not take into account the investment objectives, financial situation and particular needs of the reader.

The research report has been prepared for the general use of the clients of NBSPL and must not be copied, either in whole or in part, or distributed or redistributed to any other person in any form. If you are not the intended recipient you must not use or disclose the information in the research report in any way. Though disseminated to all the customers simultaneously, not all customers may receive the research report at the same time. NBSPL will not treat recipients as customers by virtue of their receiving the research report. The research report is not directed or intended for distribution to or use by any person or entity resident in a state, country or any jurisdiction, where such distribution, publication, availability or use would be contrary to law, regulation or which would subject NBSPL & its group companies to registration or licensing requirements within such jurisdictions.

The report is based on the information obtained from sources believed to be reliable, but we do not make any representation or warranty that it is accurate, complete or up-to-date and it should not be relied upon as such. We accept no obligation to correct or update the information or opinions in it. NBSPL or any of its affiliates or employees shall not be in any way responsible for any loss or damage that may arise to any person from any inadvertent error in the information contained in the research report. NBSPL or any of its affiliates or employees do not provide, at any time, any express or implied warranty of any kind, regarding any matter pertaining to this report, including without limitation the implied warranties of merchantability, fitness for a particular purpose, and non-infringement. The recipients of the research report should rely on their own investigations.

This information is subject to change without any prior notice. NBSPL reserves its absolute discretion and right to make or refrain from making modifications and alterations to this statement from time to time. Nevertheless, NBSPL is committed to providing independent and transparent recommendations to its clients, and would be happy to provide information in response to specific client queries.

Before making an investment decision on the basis of research report, the reader needs to consider, with or without the assistance of an adviser, whether the advice is appropriate in light of their particular investment needs, objectives and financial circumstances. There are risks involved in securities trading. The price of securities can and does fluctuate, and an individual security may even become valueless. International investors are reminded of the additional risks inherent in international investments, such as currency fluctuations and international stock market or economic conditions, which may adversely affect the value of the investment. Opinions expressed are subject to change without any notice. Neither the company nor the director or the employees of NBSPL accept any liability whatsoever for any direct, indirect, consequential or other loss arising from any use of the research report and/or further communication in relation to the research report. Here it may be noted that neither NBSPL, nor its directors, employees, agents or representatives shall be liable for any damages whether direct or indirect, incidental, special or consequential including lost revenue or lost profit that may arise from or in connection with the use of the information contained in the research report.

Copyright of this document vests exclusively with NBSPL.

Our reports are also available on our website

Registration granted by SEBI and certification from NISM in no way guarantee performance of NBSPL or provide any assurance of returns to investors.

**Nirmal Bang Research (Division of Nirmal Bang Securities Pvt. Ltd.)**

B-2, 301/302, Marathon Innova,  
Opp. Peninsula Corporate Park  
Off. Ganpatrao Kadam Marg  
Lower Parel(W), Mumbai-400013  
Board No. : 91 22 6723 8000/8001  
Fax. : 022 6723 8010